



EFFICIENT, FLEXIBLE & RESOURCE-FRIENDLY

E-CONVEYOR iP&F

Floor conveyor for light loads in the coating process



www.eisenmann.com



EISENMANN



E-CONVEYOR iP&F

Floor conveyor for light loads in the coating process.
Efficient, flexible and resource-friendly.

The best of all worlds

This system combines the advantages of floor-mounted circular conveyors, multi-track spindle conveyors and skid conveyors with the benefits of conventional overhead power and free conveyors. Although it is extremely versatile, it requires fewer drives and control components. The compact dual-rail system can be integrated within or adjacent to coating lines, and saves space and electricity. The concept can be applied in the context of both wet and powder coating. For higher workpiece arrangements and larger loads, a rail bracket is added and the goods carrier is force centred on the outrigger. This optimizes the positional accuracy, e.g. for automatic coating processes.

Variable operating modes and speeds

The functional fast transfer from chain to chain increases the flexibility of painting plants compared to plants with conventional circular conveyors, as different conveying speeds are possible depending on the process and transport tasks. Buffer sections can be implemented using the accumulation function. Moreover, switches can be deployed for merging or diverting carriers, for overtaking, sorting, or directing a specified number of carriers to a particular destination. It is also able to create flexible buffers, or time windows for rinsing during application. Additionally, the system allows specified carriers to make repeated circuits, while others can be sent directly to defined process steps.



Low-noise operation

A further advantage of this system is low-noise operation – particularly when compared with skid conveyors. Noise levels were reduced by using fixed chain dogs. All components required for E-Conveyor iP&F movements are incorporated into the carrier trolley.

Turning device saves space


A special device integrated in the carrier makes it possible to make 90° turns. This is especially useful for long components, such as bumpers. These can be turned sideways, and then buffered within a far smaller space, then turned lengthwise in preparation for painting. The components can be turned automatically either during transfer or when stationary, as needed.

Eco-friendly compact design

The system is of compact design, with low height and width, taking up far less space than a skid system. Moreover, the low dead weight of the trolleys helps to reduce electricity consumption.

High process reliability and extremely low maintenance

The E-Conveyor iP&F system uses proven standard components, and many are identical. This ensures high process stability, and greatly reduces maintenance overhead and spare parts inventory.



Technical data: system 665, for light loads

Load capacity	100 kg
Speed	Approx. 0,5 - 12 m/min.
Overall height	600 mm
Width without outrigger	210 mm
Width with outrigger	300/400 mm or individual



E-Conveyor iP&F with individually designed outrigger.

Advantages at a glance

- All required conveying functions such as distributing, sorting, dosing, feeding and discharging, fast and slow transport as well as buffering can be realized in one system
- Compact design and 90° turning saves electricity and space
- More efficient coating through rapid transfer and flexible operating modes
- High process reliability and low maintenance through standardized components, fewer drives and sensors
- Low-noise operation through enclosed chain rail and fixed pusher dogs
- Design and system width can be individually adapted to the workpiece dimensions by means of lateral extension arms on the standard rail



More information about E-Conveyor iP&F?

Contact:



Product Manager

Klaus Breuning

Phone: +49 7031 78-2673

Mail: klaus.breuning@eisenmann.com



www.eisenmann.com

Eisenmann GmbH, Tübinger Str. 81, 71032 Böblingen, Germany, Phone: +49 7031 78-0, Fax: +49 7031 78-1000



2025 © Eisenmann GmbH | 11-2025

All rights reserved. All text, images, photos and graphics are subject to copyright and other intellectual property laws. Content may only be used with the express permission of Eisenmann Anlagenbau GmbH.
All content, including, without limitation, specifications, descriptions and illustrations, are subject to error and change, in particular with regard to ongoing development of our products in line with technological progress.
Changes to content will not be proactively communicated. Technical specifications may vary from country to country.